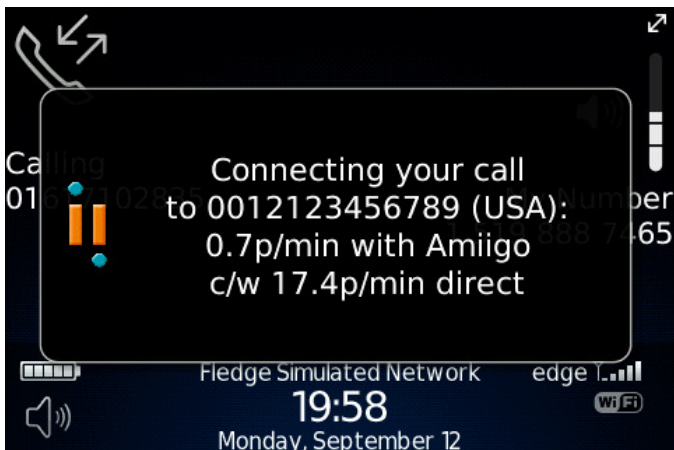
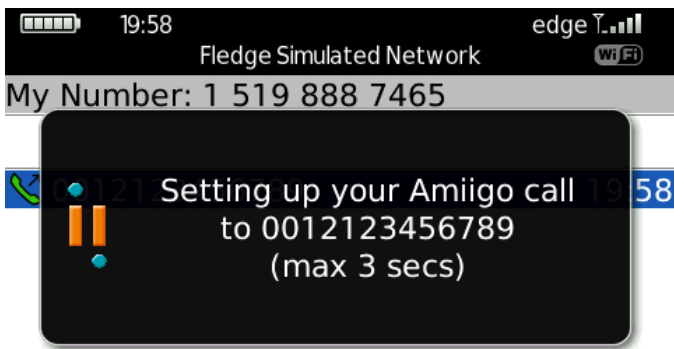
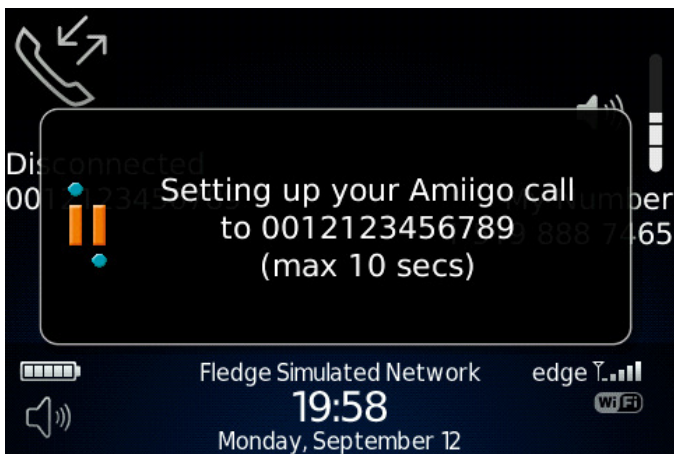
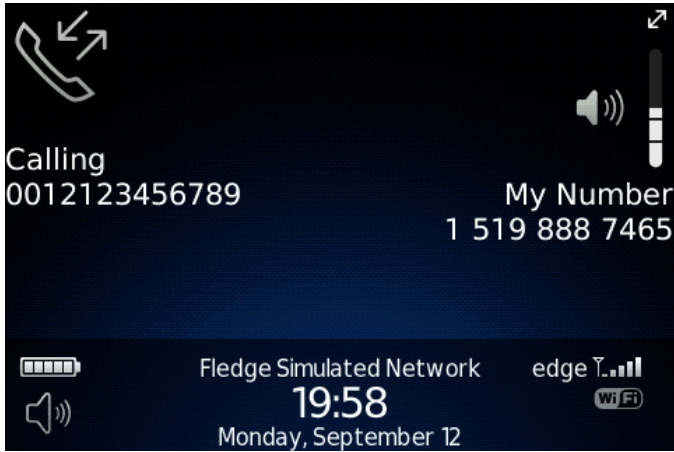


# Amiigo in your home country – Callthrough

User Sees...



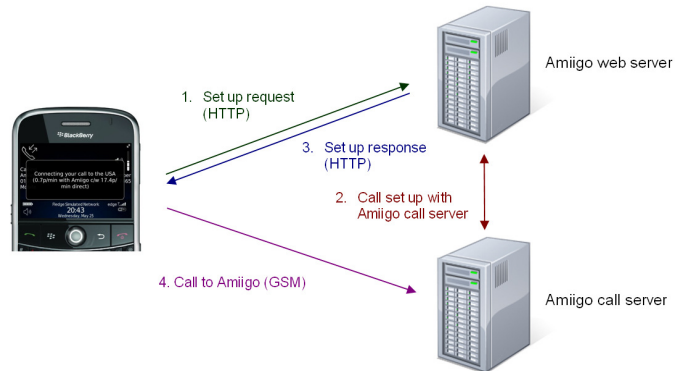
“Behind the Scenes”...

Immediately the user starts a new call, the Amiigo app checks the number being dialled and decides whether to allow the call through as normal or intercept it.

In under a second, eligible calls are automatically disconnected and the Amiigo call set-up process starts.

Call set-up takes an average of 2.5 seconds.

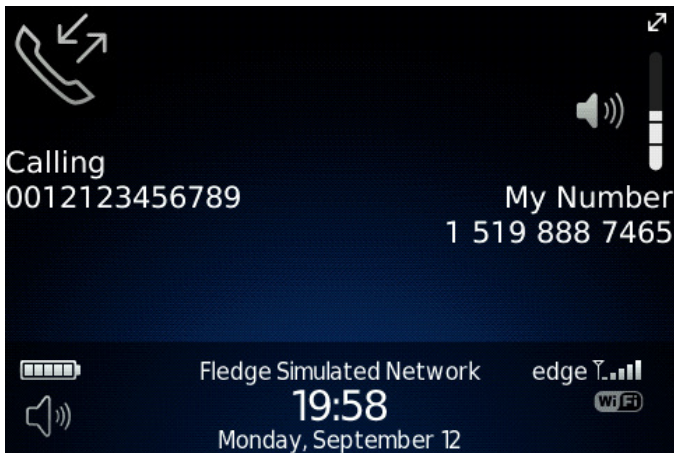
Data/Wi-Fi is used to hit the Amiigo website where the user is validated and call costs are checked.



On completion, the call is automatically routed via Amiigo’s landline access number (typically low-cost or free to call) or directly if cheaper.

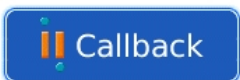
# Amiigo abroad – Callback and Callthrough

User Sees...

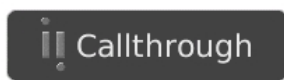


Call 0012123456789 with Amiigo

Amiigo Callback:  
 hide my number (CLI)



85p/min



120.7p/min

Amiigo Call Request Progress  
 0012123456789 - 3 secs  
 Request delivered - awaiting callback

Message: (None)

Signal level (0-5): 5

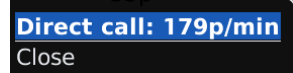
Cancel call



“Behind the Scenes”...

Immediately the user starts a new call, the Amiigo app checks the number being dialled and decides whether to allow the call through as normal or intercept it.

In under a second, eligible calls are automatically disconnected and the user is prompted to choose between calling with Amiigo Callthrough or Callback or (via a menu – see below) dialling directly.

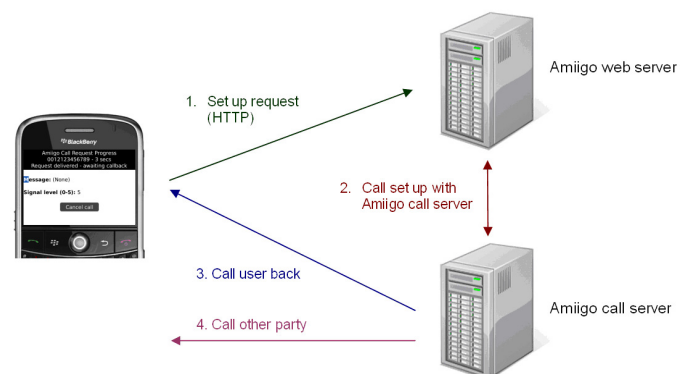


The costs/savings associated with each option are displayed.

N.B. Where Callthrough would not save any money, a ‘Direct call’ button is presented in its place.

See previous page for details of the Callthrough option

Callback call set-up uses data/Wi-Fi to submit the user’s call request (this usually takes a few seconds) and the progress of the call is displayed.



Amiigo calls the user back - typically within 10-15 seconds - or, where the number being dialled is invalid or cheaper dialled directly, declines the call with a message explaining why.

Once the return call has been answered, Amiigo connects the user to the number they originally dialled.